
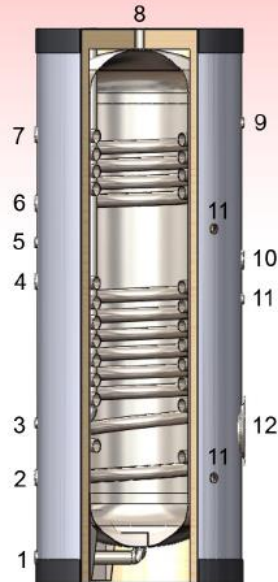


art. S2

SANINOX 2

DOUBLE FIXED COIL HOT WATER CALORIFIER

Product designed, manufactured and tested to the requirements of PED 97/23/EC (art.3.3).

Control panel
(optional)

Blind flange

CONNECTIONS:

- 1 - CW inlet - drain
- 2 - primary circuit outlet
- 3 - instrumentation
- 4 - primary circuit inlet
- 5 - recirculation
- 6 - integr. primary circuit outlet
- 7 - integr. primary circuit inlet
- 8 - HW outlet
- 9 - thermometer
- 10 - electrical immersion
- 11 - cathodic protection
- 12 - inspection (blind flange)

MATERIAL:

AISI 316L - 1.4404
stainless steel

PICKLED AND PASSIVATED

TECHNICAL DESCRIPTION:

VERSION: vertical

WORKING PRESSURE:

storage 6 bar
exchanger 12 bar

WARRANTY: 8 years


INSULATION:

50/70 mm hard PU foam - grey PVC external lining

MAX WORKING TEMPERATURE:

storage 95°C
exchanger 99°C

We advise permanent
cathodic protection
(optional to be requested).



DESCRIPTION:

Hot water calorifier, Saninox 2 has 2 fixed heat exchangers with a large surface, thanks to its high potentiality it is ideal for the production of domestic hot water. The heat exchanger develops right to the lowest part of the storage tank therefore, heating a greater amount of water, storing it at a temperature of more than 60°C and, at the same time, eliminating the risk of the formation of bacteria (legionnaires' disease). The inspection hatch makes it possible to clean the storage tank and if necessary, to insert an electric resistance (connection optional). If requested the storage tank can have a control panel with thermometer and thermostat.

This product conforms to Art. 3.3 of directive n.97/23/CE (P.E.D.), and therefore does not require the CE marking.

Model	u.m.	200	300	400	500	600	800	1000	1250	1500	2000	2500	3000
Heat exchanger 1 surface	m ²	1	1,3	1,3	1,9	1,9	2,4	3,2	3,2	4	4,8	5,6	6,4
Heat exchanger 1 capacity	l.	5,4	8,9	8,9	13,3	13,3	22	29,3	29,3	36,6	43,9	51,2	58,5
Output 1	Kw	41	56	56	87	87	103	140	140	178	216	234	292
Production 1	l/h	1010	1400	1400	2150	2150	2545	3480	3480	4421	5362	5780	7200
Heat exchanger 2 surface	m ²	0,5	0,6	0,6	1	1	1,2	1,2	1,6	1,6	2	2,4	2,4
Heat exchanger 2 capacity	l.	2,7	4,5	4,5	6,6	6,6	11	11	14,6	14,6	18,3	22	22
Output 2	Kw	21	24	24	38	38	44	44	60	60	77	95	95
Production 2	l/h	517	600	600	931	931	1070	1070	1490	1490	1914	2340	2340
Diameter (internal/total)	mm	440/540	550/650	600/700	600/700	650/750	800/900	800/900	950/1150	950/1150	1100/1300	1100/1300	1250/1450
Total height	mm	1420	1460	1650	1900	2000	1890	2140	2010	2460	2500	2800	2820

Datas have been calculated with Hot Water at 80° C, DHW from 12° to 45° C and storage at 60° C